

# Switch-Pak™ with Compact Relay Controller

Switch-Pak A\_13 0412 DS0\_1

## Features

- ✓ PP or PVDF construction for use in challenging corrosive environments
- ✓ Fail-safe relay control of pumps and valves with 0-60 second time delay
- ✓ Offered in 3 sensing technologies for broad application coverage
- ✓ Compact flash alarm indicates high level condition to on-site personnel
- ✓ PP enclosure rated NEMA 4X with 300° conduit swivel base

## Description

This general purpose switch package provides a complete solution for high level spill prevention with a fixed level switch point and 10A compact relay controller for pump or valve actuation. The optional flash alarm brings immediate attention to high level conditions. The product is typically selected for pressurized and/or highly corrosive bulk storage, day tank and waste sump applications. Specify the appropriate sensor technology, material and assembly dimension.



## Specifications

Length:	6" to 10' (15 cm to 3m)
Switch point:	1 (set by factory)
Orientation:	± 30° vertical
Supply voltage:	120/240 VAC @ 50-60 Hz.
Contact type:	(1) SPDT relay
Contact rating:	250 VAC @ 10A
Contact delay:	0-60 seconds
LED indication:	Power, relay and sensor status
Strobe type:	_21_: Xenon tube _22_: N/a
Strobe flash:	_21_: 1 per second _22_: N/a
Process temp.:	F: -40° to 194° C: -40° to 90°
Electronics temp.:	F: -40° to 140° C: -40° to 60°
Pressure:	AU13: 150 psi (10 bar) AZ13: 150 psi (10 bar) AV13: 25 psi (1.7 bar)
Wetted material:	42__: PP 52__: PVDF Kynar®
Process mount:	_2_3: 2" NPT _2_7: 1 1/2" G
Enclosure rating:	NEMA 4X (IP65)
Installed height:	_21_: 6.5" (16.5 cm) _22_: 4.9" (12.4 cm)
Encl. material:	_21_: PP, UL94VO and polycarbonate _22_: PP, UL94VO
Conduit entrance:	Single, 1/2" NPT
Classification:	General purpose
CE compliance:	EN 50082-2 immunity EN 55011 emission EN 61010-1 safety

## Switch-Pak Ordering

A  13-  2   -

### Sensor technology (1)

- Z Vibration
- U Ultrasonic
- V Buoyancy

### Wetted material (2)

- 4 PP
- 5 PVDF

### Configuration (3) (4)

- 1 Controller with Strobe Alert
- 2 Controller only

### Process mount (5) (6)

- 3 2" NPT (US)
- 7 1 1/2" G (Metric)

### Dimensions (7) (8)

- A Specify (PP)  
(PVDF)

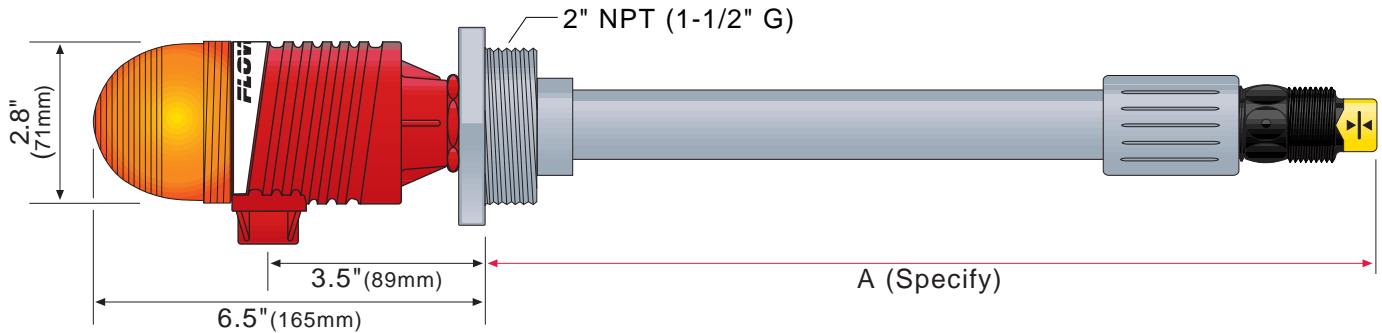
### Ordering Notes

- 1) Select the best sensor technology based upon your application.
- 2) The following are the available wetted materials for each sensor technology:  
Ultrasonic: 4 and 5 type  
Vibration: 4 type only  
Buoyancy: 4 and 5 type
- 3) To factory configure for 240 VAC, place an E at the end of the P/N: (ie: AU13-4213-14"-E).
- 4) To order the CE configuration, place CE at the end of the P/N: (ie: AU13-4213-14"-CE).
- 5) The straight G thread version seals with an included Viton® mounting gasket.
- 6) For installation on open tanks, order the LM50-1001 (2" NPT) or LM50-1061 (2" G) side mount bracket.
- 7) Specify the A-dimension at the end of the part number (ie: AU13-4223-17"). The A-dimension may be specified in 1/2" (1.3 cm) increments from 6" to 10' (15 cm to 3m).
- 8) To calculate the length adder, round up the A-dimension to the next foot (30 cm) and multiply it by the selected material adder.



# Switch-Pak™ with Compact Relay Controller

## Smart Trak Profile



Specifications are subject to change without notice.

## Sensors

### Vibration

- Typically applied in wastewater media with light coating and/or foaming characteristics
- General purpose classification

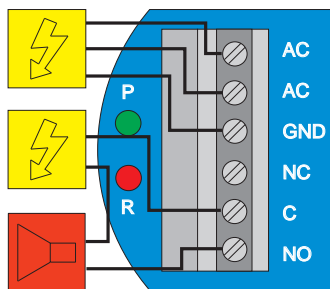
### Ultrasonic

- Broadly applied in chemical, solvent, hydrocarbon and light weight oil media
- Intrinsically safe classification

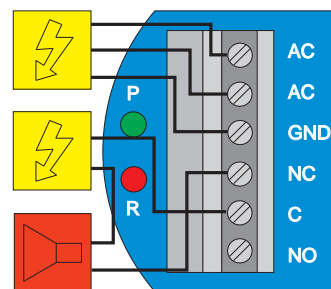
### Buoyancy

- Best applied in clean water or water-like chemical media that is non-coating or scaling
- General purpose classification

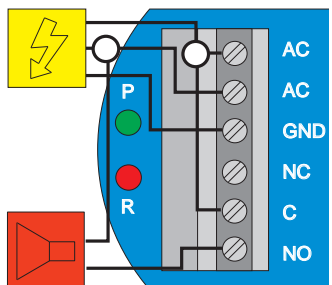
## Auto Empty Operation - Invert Off



## Auto Fill Operation - Invert Off



## Auto Empty Operation - Invert Off



## Auto Fill Operation - Invert Off

